

ASIA-PACIFIC 2025

MOTORSPORT CHAMPIONSHIP SRI LANKA

KARTING SLALOM

26th – 28th September 2025
Sri Lanka Karting Circuit



1. GENERAL UNDERTAKINGS

Ceylon Motor Sports Club (CMSC) is organizing the Asia Pacific Karting Slalom Cup ("the cup") as part of the 2025 Asia Pacific Motorsport Championship, which will take place at the Sri Lanka Karting Circuit (Speedbay), Bandaragama, Sri Lanka from 26th September to 28th September 2025. The Asia Pacific Karting Slalom titles (male & female) will be awarded to the winning nations of the Competition. All parties concerned (ASNs, Organizers, Promoters, Entrants, and circuits) undertake to apply and observe the rules governing the Competition. The Cup is run over one single competition. The number of entries for the competition will be limited to 21 nations (ASNs)

Entries will open on 1st of June and close on 10th of September.

2. REGULATIONS

2.1. The final text of these Sporting Regulations shall be the English version which will be used should any dispute arise as to their interpretation. Headings in this document are for ease of reference only and do not form part of these Sporting Regulations.

2.2. Clarification, interpretation and arbitration of any rules, requirements and regulations not covered by the FIA 'General Prescriptions' and Specific Regulations, Sporting Code and Technical Regulations shall be decided by the Stewards of the meeting.

2.3. These Sporting Regulations come into force from the time of their publication on the, and replace all previous Sporting Regulations.

3. GENERAL UNDERTAING

All drivers, competitors and officials participating in the Competition undertake, on behalf of themselves, their employees and agents, to observe all the provisions, as supplemented or amended, of the International Sporting Code (the Code), Asia Pacific Regional Official Bulletins and the present Sporting Regulations.

4. ELIGIBLE DRIVERS

- Cadet Competition: Drivers who are at least 8 years old (or who reach their 8th birthday during the year) and 12 years old as a maximum (not reaching their 13th birthday before 31 December of the year concerned).
- Junior Competition: Drivers who are at least 12 years old (or who reach their 12th birthday during the year) and 14 years old as a maximum (not reaching their 15th birthday before 31 December of the year concerned).
- Senior Competition: Drivers who are at least 15 years old (or who reach their 15th birthday during the year)

- Applicants must hold valid Competition License and the necessary authorization / Start Permission Letter / Letter of No Objection (visas) issued by their ASNs affiliated to the FIA.

COMMUNICATION

All official communication will be done through the mobile app "Sportity" which can be downloaded from Apple AppStore or Google PlayStore.

iOS:

<https://apps.apple.com/us/app/sportity/id1344934434>



Android:

<https://play.google.com/store/apps/details?id=com.sportity.app&hl=en&pli=1>

5. DRIVERS EQUIPMENT

Candidates are free to use their personal equipment as long as the minimal requirements below are respected:

- A pair of gloves covering the hands completely
- Fabric overalls must cover the body (neck-wrist-ankle)
- A certified helmet
- A pair of shoes, ideally covering the ankles

Please note long hair must be contained entirely in the helmet.

6. ELIGIBLE KARTS

The organizers will provide drivers with the karts for the competition. The kart type will be petrol engine karts. Every driver will have the possibility of trying out the seat, according to the timetable.

7. RUNNING OF THE COMPETITION

For the Karting Slalom competition, one obstacle course will be created. The layout and the routing of the course will be published on the official noticeboard on site. All drivers will have the possibility of the course recognition before the start of the competition, according to the timetable. Each driver will drive at all sessions, completing three laps of the course concerned. The first lap is a test lap. Laps two and three are the timed competition runs. Each of the two competition runs will be recorded and possible time penalties will be added.

8. EVENT FORMAT

8.1. Session 1 of the competition - The drivers of each category (male/female) will be separated into group 1 and group 2, which will be determined by a draw of lots. Group 1 will comprise of odd numbers and Group 2 will comprise of all even numbers. - The starting order of each group will be according to the numbers drawn for segregation of Group 1 and Group 2.

8.2. Session 2 of the competition (Heat 1) – The starting order of each group (Male & Female) will be similar to the order established for session 1. – Before 1st competition run (timed run) all competitors will be given a familiarization practice run which will be non-competing. – After familiarization practice run, each driver will drive three laps, kart 1 and kart 2 of the course concerned. The first lap is the test lap in each kart. Laps two and three in each kart are the timed competition runs. Two competition runs in each kart will be recorded and possible time penalties will be added. – After sessions 1 and 2, a classification will be established based on the best time (plus any possible time penalties) achieved within the four competition runs. The first sixteen nations will qualify for the round of 16.

8.3. Session 3 (Round of 16) of the competition According to the classification after sessions 1 and 2, an elimination stage will be carried out as follows: – The starting order of each group (Male & Female) will be determined by drawing lots – Each driver will drive three laps, kart 1 and kart 2 of the course concerned. The first lap is the test lap in each kart. Laps two and three in each kart are the timed competition runs. Two competition runs in each kart will be recorded and possible time penalties will be added. – Fastest 8 competitors of Session 3 qualify for Quarter Finals.

8.4. Session 4 (Quarter-Final) of the competition According to the classification after session 3 (round of 8), an elimination stage will be carried out as follows: – The starting order of each group (Male & Female) will be determined by drawing lots. – Each driver will drive three laps, kart 1 and kart 2 of the course concerned. The first lap is the test lap in each kart. Laps two and three in each kart are the timed competition runs. Two competition runs in each kart will be recorded and possible time penalties will be added. – Fastest 4 competitors of Quarter Finals qualify for Semi Finals.

8.5. Session 5 (Semi-Final) of the competition According to the classification after Quarter Finals (round of 4), an elimination stage will be carried out as follows: – The starting order of each group (Male & Female) will be determined by drawing lots. – Each driver will drive three laps, kart 1 and kart 2 of the course concerned. The first lap is the test lap in each kart. Laps two and three in each kart are the timed competition runs. Two competition runs in each kart will be recorded and possible time penalties will be added. – Fastest 2 competitors of Semi Finals qualify for the Finals. – Fastest 3rd competitor of Semifinals will be chosen as the 3rd place of the Cup.

8.6. Session 6 (Final) of the competition According to the classification after Semi Finals (round of 2), an elimination stage will be carried out as follows: – The starting order of each group (Male & Female) will be determined by drawing lots for kart 1 and reverse order for kart 2. – Each driver will drive three laps in kart 1 and kart 2 of the course concerned. The first lap is the test lap in each kart. Laps two and three in each kart are the timed competition runs. Two competition runs in each kart will be recorded and possible time penalties will be added. – Fastest competitor of the Final will be adjudged as the Winner. – Second fastest competitor in the Finals will be chosen as the 1st Runner-up of the Cup.

9. PENALTIES

The cone base will be marked around their whole footprint (chalk.) A cone is considered to be moved when the footprint of the cone is outside the marking.

9.1. Allocation of Penalties

- A two second time penalty will be added to the time recorded by that driver on that test for the following infringements: – Knocking over or moving a cone out of its defined footprint – Driving over the stop line with parts of the kart

- A ten second time penalty will be added to the time recorded by that driver on that test for the following infringements: – Missing or wrong use of the challenge – In the straight track lane, only one penalty per side will be considered, even if several cones are knocked over or moved.

In the curved track lane, each knocked over or moved cones will be counted and penalized. – If the Swiss Slalom is driven in the wrong entry side/direction, this will be considered as a skipped challenge.

For each challenge, a maximum time penalty of 10 seconds will be counted, independent of how many cones are knocked over or moved.

10. OBSTACLE

Some of the obstacles are illustrated below and are not to scale. The position of the cones in the drawing is only an example, i.e., in practice, the cone bases can be placed as required for the individual challengers (at an angle or straight).

- TRACK LANE:
- CURVED LANE:
- ROUNDABOUT:
- Y SHAPE OBSTACLE:
- S SHAPE TRACK LANE:
- Z SHAPE TRACK:
- BOX:
- SNAIL SHELL:
- CROSS: KNOT:
- GERMAN CORNER:
- CHICANE:
- Z:

KARTING SLALOM CUP

FINISH & STOP/SAFETY LINE: The Finish sensor barrier is located immediately before the first cones of the finish lane. The cones in the finish lane are scored individually. Once the driver has driven across the finish line, the speed must be reduced significantly. A stop line will be set up before the entrance to the Changeover area. The competitors must bring their kart to a stop before that line. The challenge is completed when the kart comes to a stop. The competitor must not leave the finish lane until instructed by the official.


11. ENTRIES

200 Euro per Team. A team must contain minimum of one competitor male or female, maximum of 2 competitors. Entries are open forthwith and will close on 10th September 2025 Entry fees must be paid by the Entrant and the entry form completed on the Official CMSC APMC 2025 Games Entries.

TRACK LANE




- A straight track lane consists of a minimum of 3 to a maximum of 5 cones on each side.
- Each side must be marked as a whole.



- A curved lane consists of a minimum of 5 and a maximum of 10 cones on each side.

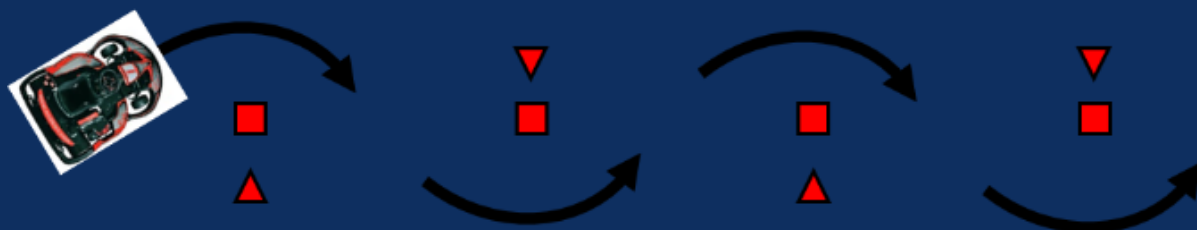
Note: Each cone is counted as a mistake.



- If the cones are placed base-to-base along the inside radius, they must be marked as a whole.

Note: Only one mistake is counted if cones are moved.

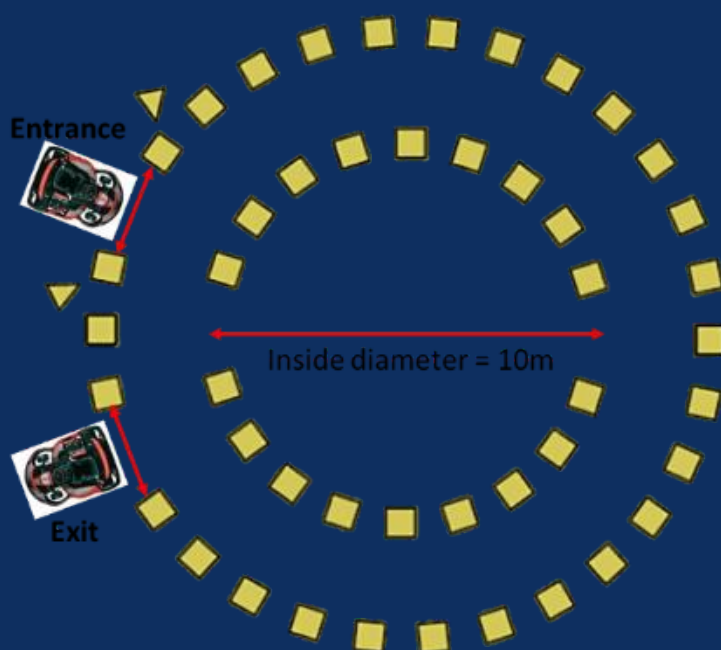
SWISS SLALOM



The Swiss slalom consists of several challenges made up of individually placed cones arranged in a line which must be driven around on alternating sides.

Note: The distance between the cones must not be less than 4m and must not exceed 10m

ROUNABOUT



Inside diameter = 10m

Cone distance = 1m

Entrance = 3m

Exit = Kart track width + 40cm

Lane width = Kart track width + 40cm

Competitors must drive around the whole roundabout (360°) at least once.

The driving direction is optional. The cones are not replaced and scored until the challenge is completed. Entrance and Exit must be marked by horizontal cones.

CONE GATE



A cone gate is made up of two cones

CHANGEOVER GATE



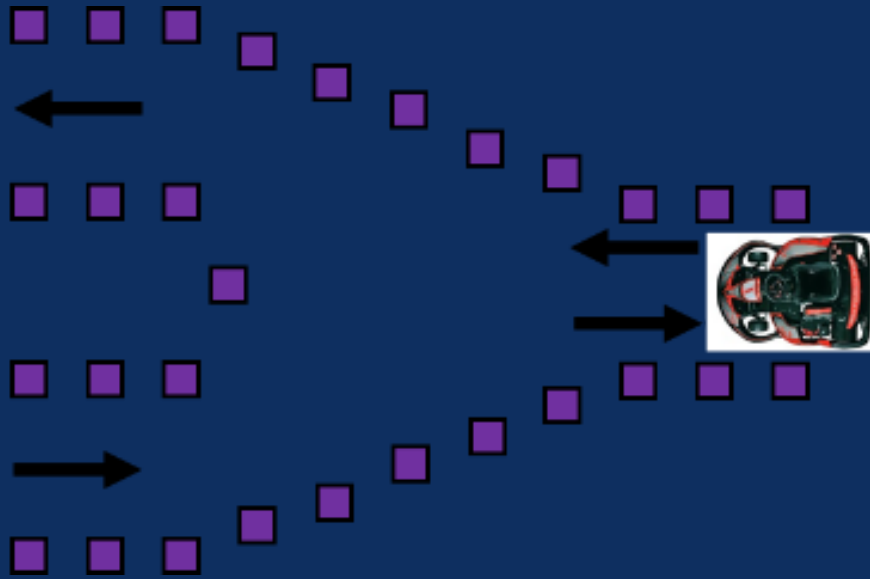
A change over gate consists of two cone gates which must be passed in succession. The cones of a changeover gate are placed in a straight line. The distance between the gates must be at least 1.5m and not exceed 4m.

90-180 DEGREE TURN



Consists of three cones arranged beside each other in a triangular shape. The cones are marked as a whole.

Y SHAPE OBSTACLE




Lane width = Kart track width + 40cm

Cone distance = 50cm

The challenge must be driven from the top down and in reverse. The competitor must drive around each obstacle item at least once. The cones are not replaced and scored until the challenge is completed.

S SHAPED TRACK LANE



Lane width = Kart track width + 40cm

Cone distance = 50cm

Z SHAPED TRACK



Lane width = Kart track width + 40cm

Cone distance = 50cm

Distance between the tracks = 2m

The tracks can be arranged in parallel or staggered. This is also possible with only two tracks.

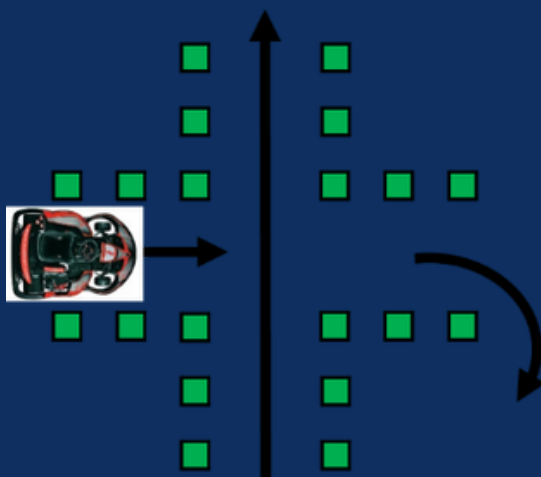
BOX



Lane width = Kart track width + 40cm

Cone distance = 50cm

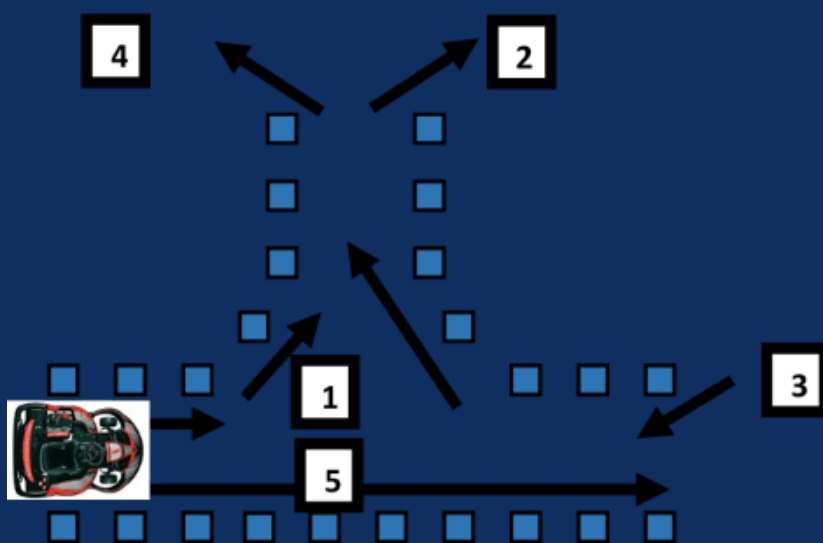
CROSS



Lane width = Kart track width + 40cm

Cone distance = 50cm

T SECTION




Lane width = Kart track width + 40cm

Cone distance = 50cm


This challenge can also be driven with just one loop. The cones can also be arranged similar to the curved track lane.

GERMAN CORNER



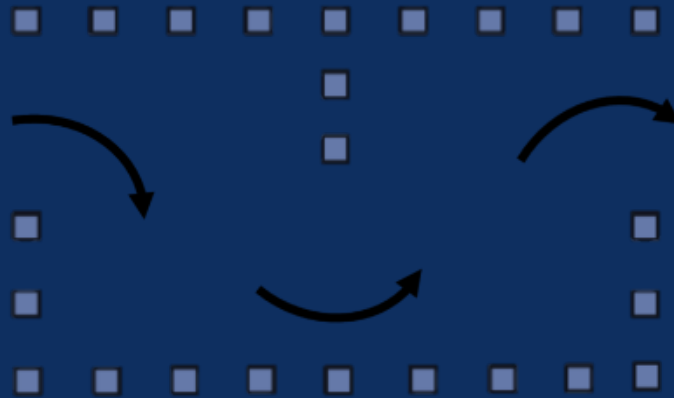
Lane width = Kart track width + 40cm

Cone distance = 50cm



Normal Corner

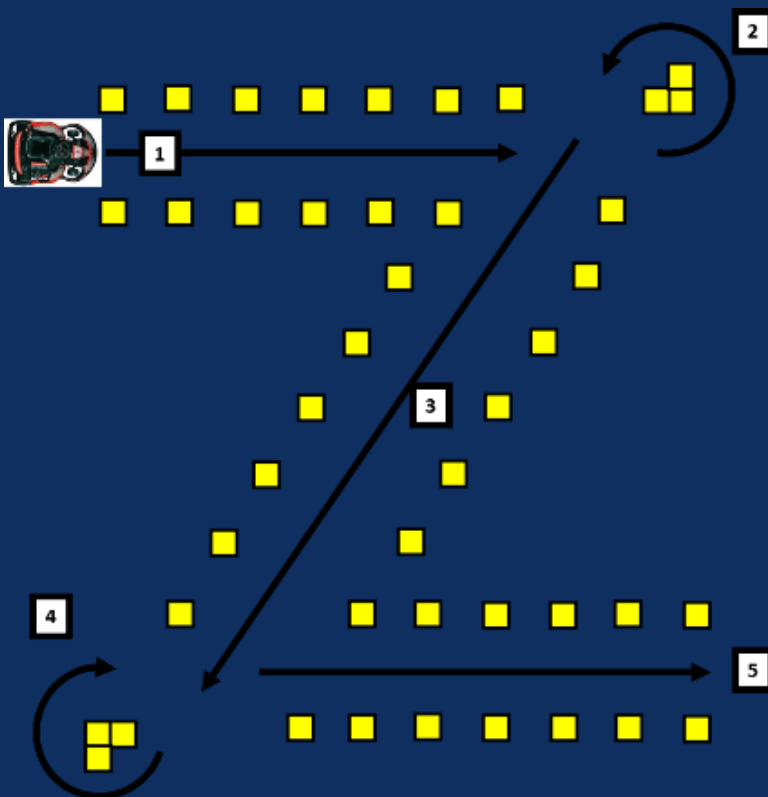
CHICANE



Lane width = Kart track width + 40cm

Cone distance = 50cm


ROUNDABOUT



Lane width = Kart track width + 40cm

Cone distance = 50cm

FINISH & STOP/SAFETY LINE

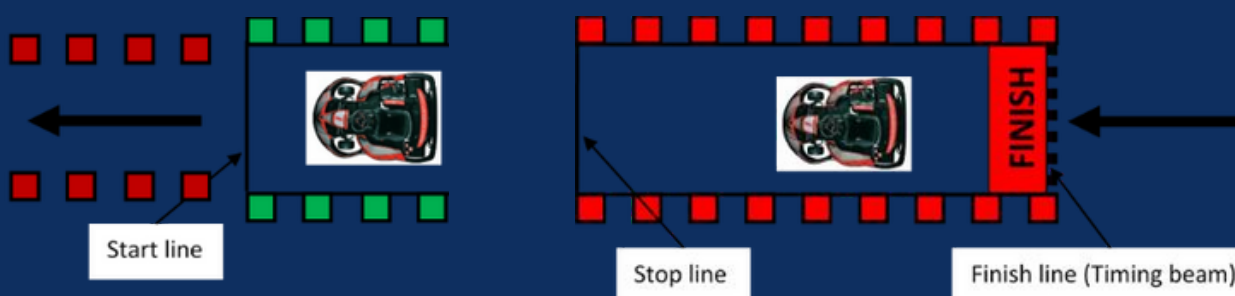


The Finish sensor barrier must be located immediately before the first cones of the finish lane. The cones in the finish lane are scored individually.

Once the driver has driven across the finish line, the speed must be reduced significantly. A stop line must be set up before the entrance to the changeover area.

The competitors must bring their kart to a stop before that line.

The challenge is completed when the kart comes to a stop. The competitor must not leave the finish lane until instructed by the official



Tip: You can have the Start line after Finish/Stop line in order to minimize downtime to turn and roll the kart to Start line. Make sure you leave a safe distance between Stop line and Start line

SAMPLE COURSE SETUP

